

Our Visit to DuPage Children's Museum

A social story for group visits to DCM.



301 N WASHINGTON ST | NAPERVILLE, IL 60540

630 637 8000

DUPAGECHILDRENS.ORG



We are going to DuPage Children's Museum for a group visit!

We will walk, ride
in a car, or take a
bus to get to DCM.

We will go to the
Group Entrance
when we arrive.





Orientation

A DCM staff member will greet us when we arrive and share important information about our visit.

If we travel by bus, they will do our orientation **on the bus**. If we traveled by car, we will have orientation outside or inside DCM before we play.

We will have to listen carefully for helpful information about how we can have a **fun** and **safe** visit.

We will talk about **three** important things during our orientation:

1

Be Safe

2

Be Kind

3

Be Curious



We will **Be Safe** during our visit by staying together and playing together with our adult and group.



If I get separated from my adult, I can ask a staff member in a **blue apron** for help or go to the Front Desk.



We will **Be Kind** during our visit by:



Walking in the museum and keeping our bodies calm



Helping tidy up after we play



Sharing and using kind words



Saving *Young Explorer* areas for guests age 2 and under


We will **Be Curious** by asking questions, making observations, learning through failure, and playing in the exhibits!



After orientation, staff will guide us into the Museum **one by one**.



We may have a short wait while we form our small groups.



If we have a lab scheduled, a staff member will guide us to our room.



Our group leader can make a payment with the Front Desk.

There is a **map** to help us plan our visit and what exhibits we want to explore.



Digital Map



There are **stairs** and an **elevator** to help our group visit more exhibits.

We may have to wait for the elevator and stairs if it's a busy day.



If we want to explore *Moser Construction House*, we can stop there and reserve a time for play.


Groups must have at minimum 1:6 adult/child ratio to visit *Moser Construction House*.



If my group has a lunch or snack area **reserved**:



We can store our bags in a red bin.



There will be an announcement to tell us where to go for our lunch/snack.



We will leave our space tidy after eating.


If we need to order food from the *Bean Sprouts Café*, we should order ahead so our meal is ready by lunchtime.



Digital Menu



If we need a quiet space, we can visit the *Respite Room* or find sensory resources at the Front Desk.





Restrooms

We can find a restroom on each level of DCM.

The toilets are loud but **do not** flush automatically. The hand dryers are loud, so we can use paper towels if needed.

We can find an *All Gender Restroom* on the main level.

This restroom is located near the *Respite Room* and is available for one group at a time.

When it is time to leave, we will hear an announcement.

We will line up near the Group Entrance and wait for our exit.





We will have a lot of fun playing and learning at DCM!

We are so excited for your visit!



301 N WASHINGTON ST
NAPERVILLE, IL 60540

.....
630 637 8000

DUPAGECHILDRENS.ORG