



Welcome to DCM!

BE SAFE

- Please *play together and stay together* during your visit. If you become separated please go to the front desk or find a staff member in a blue apron.
- Young Explorer exhibits are reserved for children under 2 years and developmentally similar play. Older guests may be asked to play elsewhere to maintain a safe environment.

BE KIND

- Help keep the Museum clean! Food is not allowed on the exhibit floor.
- Support a positive experience by using inside voices and walking feet.
- Provide playful challenges to tidy as you go!
 - Play a color matching game as you return items to their areas
 - Play "Red Light, Green Light" as you tidy
 - Count items as you put them away
 - Sing a clean up song together

BE CURIOUS


- Use open-ended conversation starters to support engagement in exhibits:
 - Tell me about this piece!
 - What materials did you use and why?
 - How did you put this together?
- Challenge them through *wonder*:
 - I wonder how we could use these objects together?
 - I wonder how we could build this taller/smaller/wider/longer?
 - I wonder what would happen if _____?

LOGISTICS

- We will communicate any transition times using our Public Address (PA) System.
- Red bins will be provided for personal items and/or pre-scheduled lunches.
- Please reserve a session ahead of time in *The Moser Construction House*. Space is limited; minimum 1 adult : 6 children ratio required.
- Upon your departure, please line up near the same door you entered and keep walkways clear.

ORDER AHEAD at Bean Sprouts Café

- Use the QR code to order ahead and avoid the wait time so lunch is ready when you are!



SECOND LEVEL

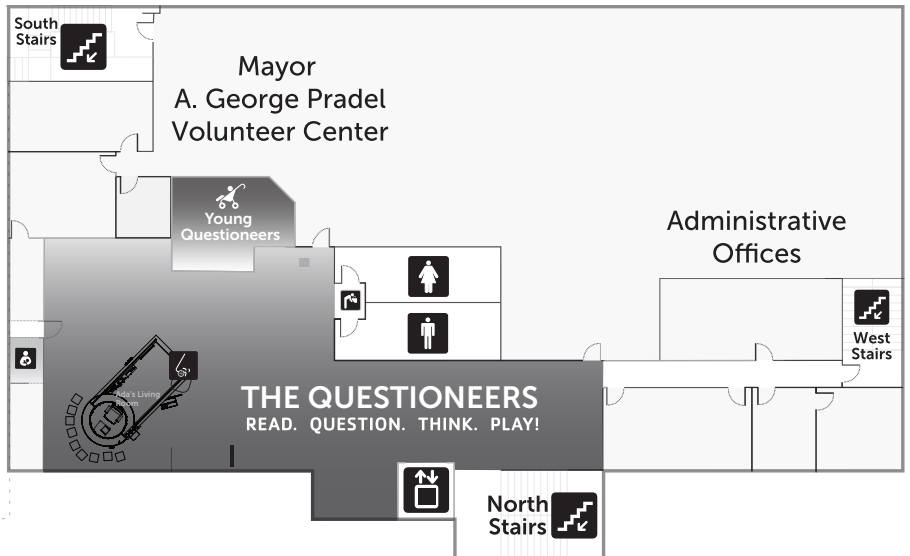
Ask us about sensory resources for your visit.



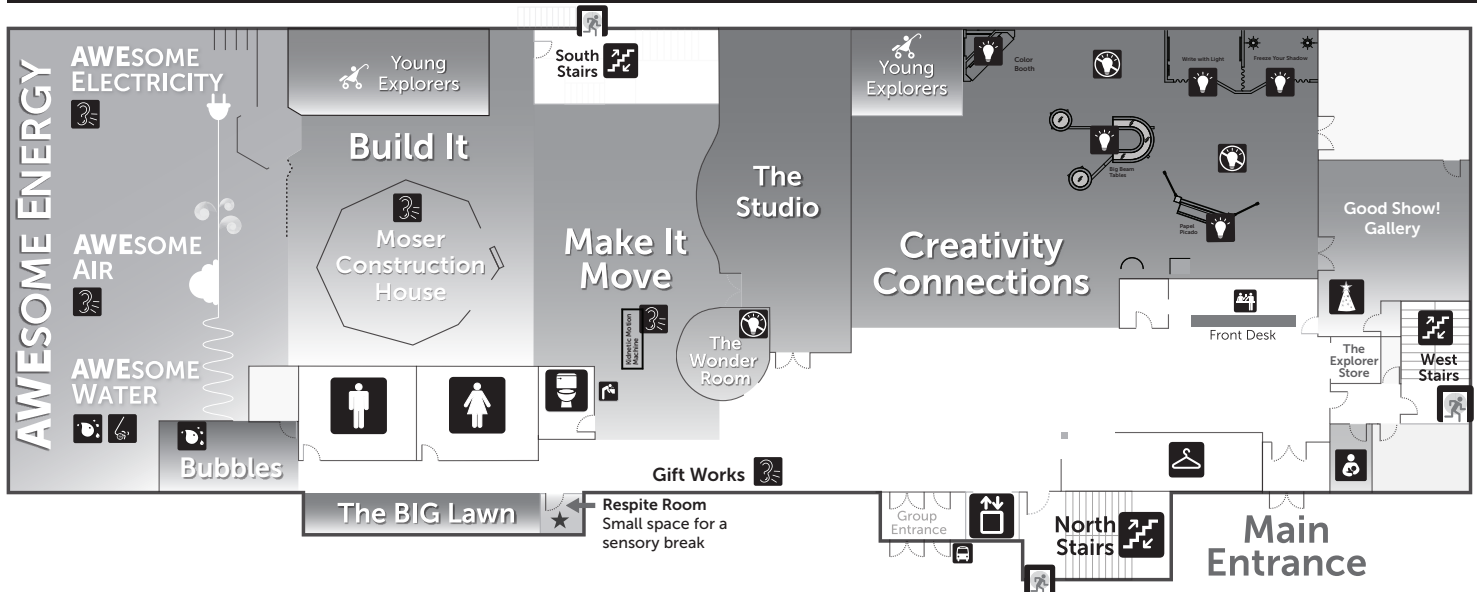
Look for these symbols when making your plan.



★ Visit the Respite Room
Small space for a sensory break



FIRST LEVEL



LOWER LEVEL

